

USER MANUAL

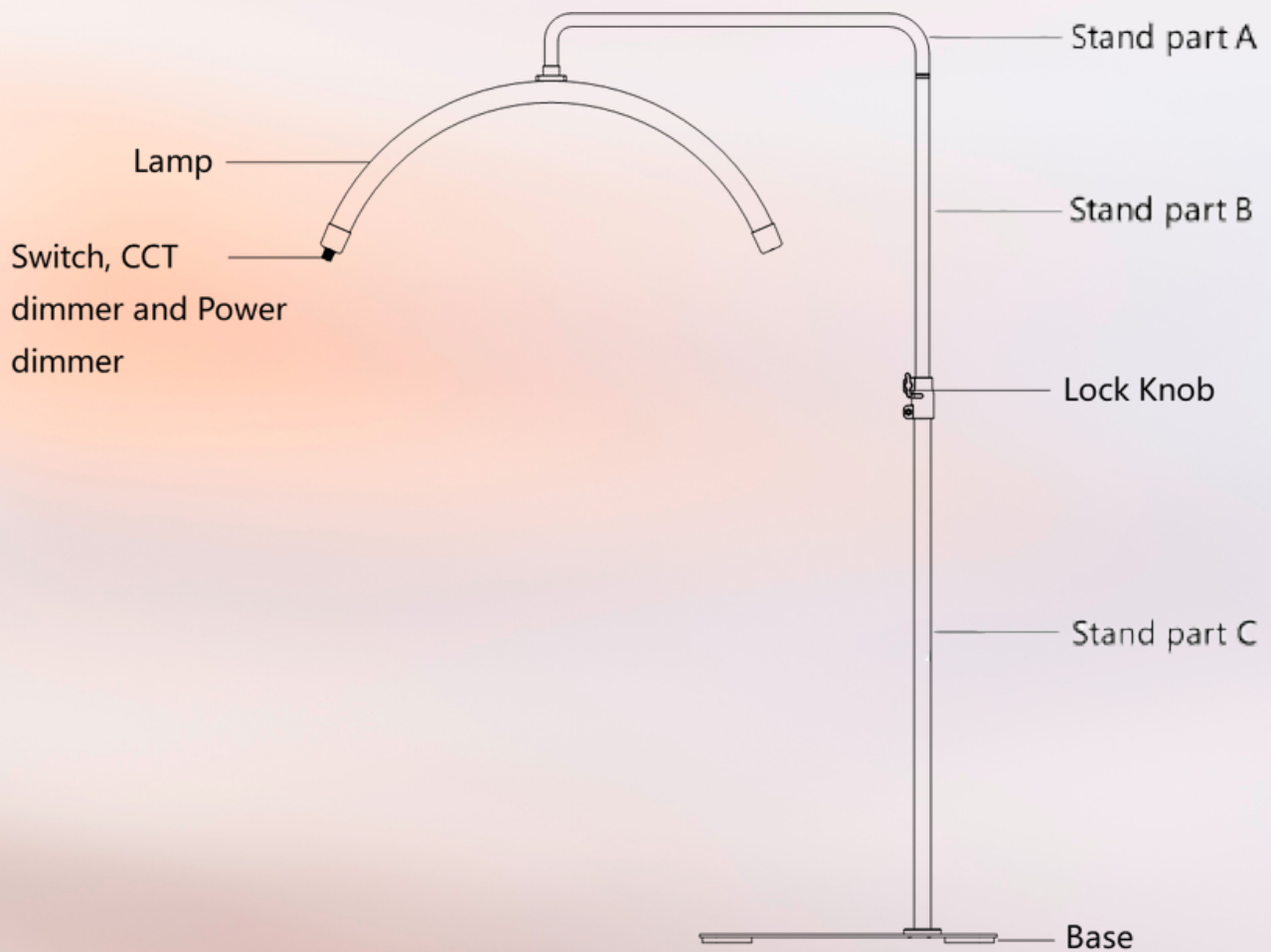


Technical Data

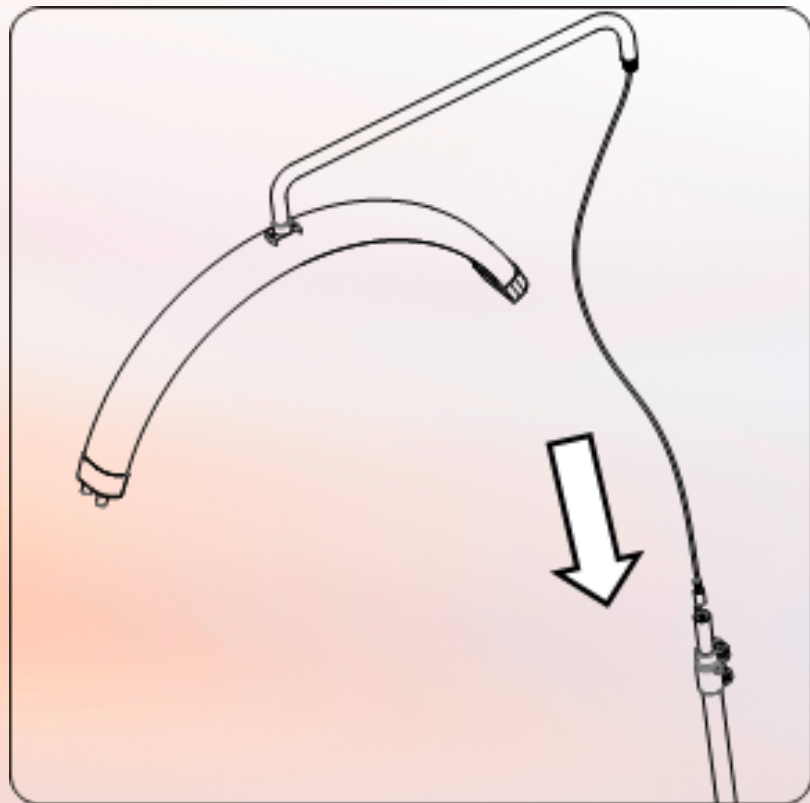
Model	SM207
Input power	110V/240V 50HZ/60HZ
Output power	40W
Adjustment range	0%~100%
CCT	2700K~5600K
CRI	RA>95
Lumen	1600LM
Lifespan	50000H
Size	680*262*70 MM
Weight	8 KG



Detail



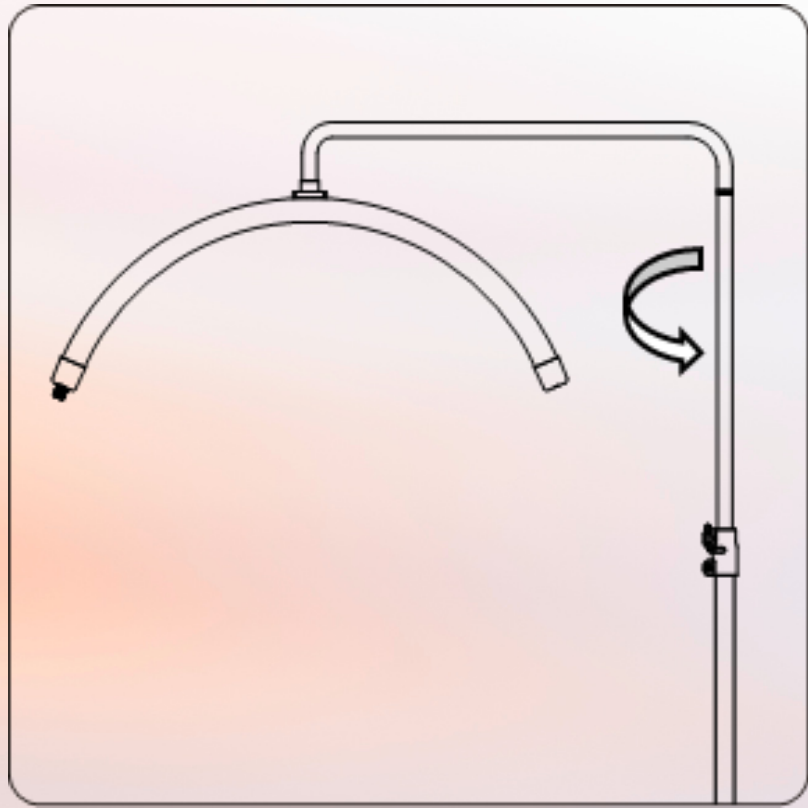
Assembly Instructions



CONNECT THE POWER CABLE

FEED THE POWER CABLE DOWN THE TUBE AND TAKE IT OUT FROM THE
BASE SIDE OF THE STAND.



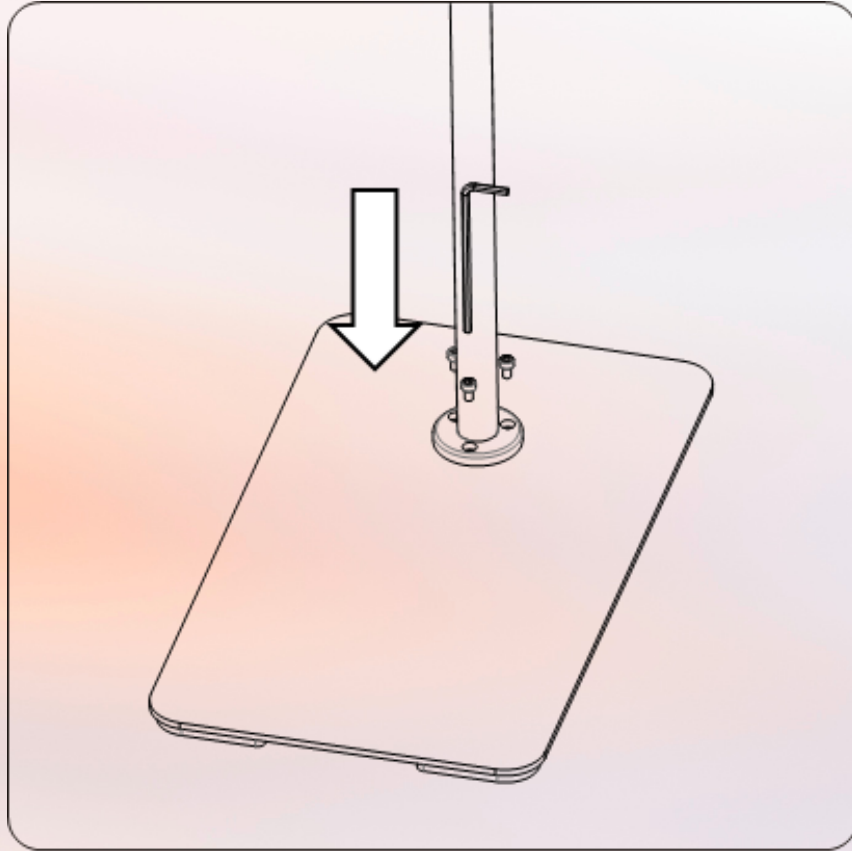


CONNECT THE STAND AND LAMP

RELEASE THE LOCK KNOB AND TAKE OUT THE FLEXIBLE STAND PART B
FROM PART C.

ROTATE STAND PART B TO CONNECT IT WITH STAND PART A, AND THEN
TIGHTEN THE LOCK KNOB.

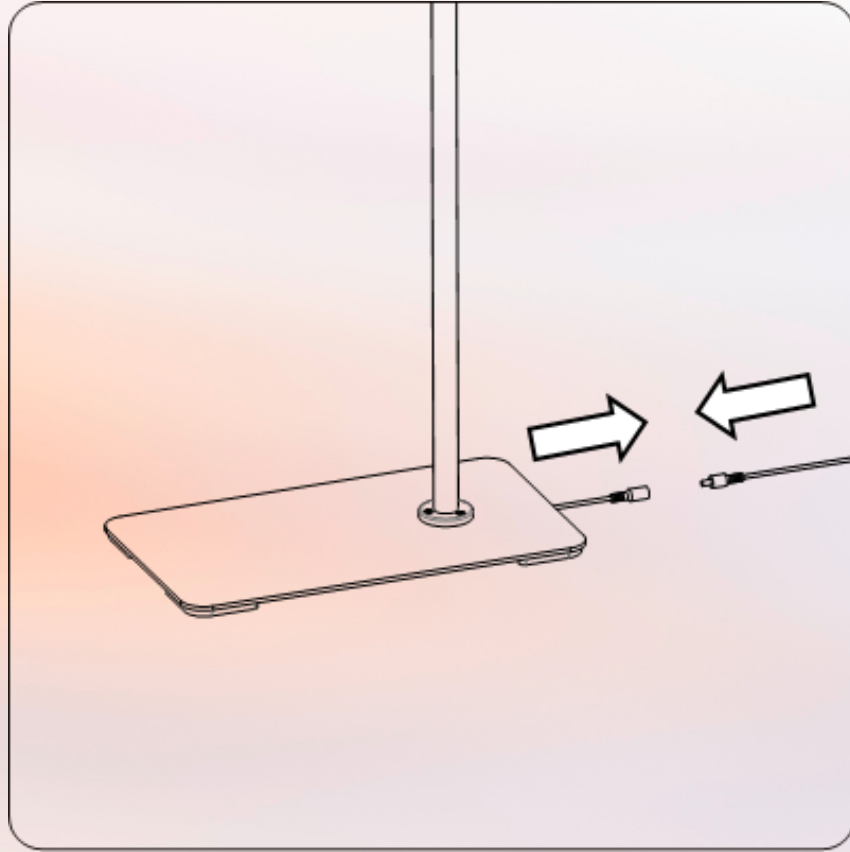




ASSEMBLE THE BASE

FEED THE POWER CABLE DOWN INTO THE BIG HOLE ON THE BASE. ATTACH THE POLE ASSEMBLY TO THE BASE USING 3PCS M5 HEXAGON SOCKET HEAD CAP





CONNECT THE CABLE WITH ADAPTER

L CONNECT THE CABLE WITH THE ADAPTER DC PORT, AND PLUG THE POWER ADAPTER AC SIDE INTO LIGHT POWER.



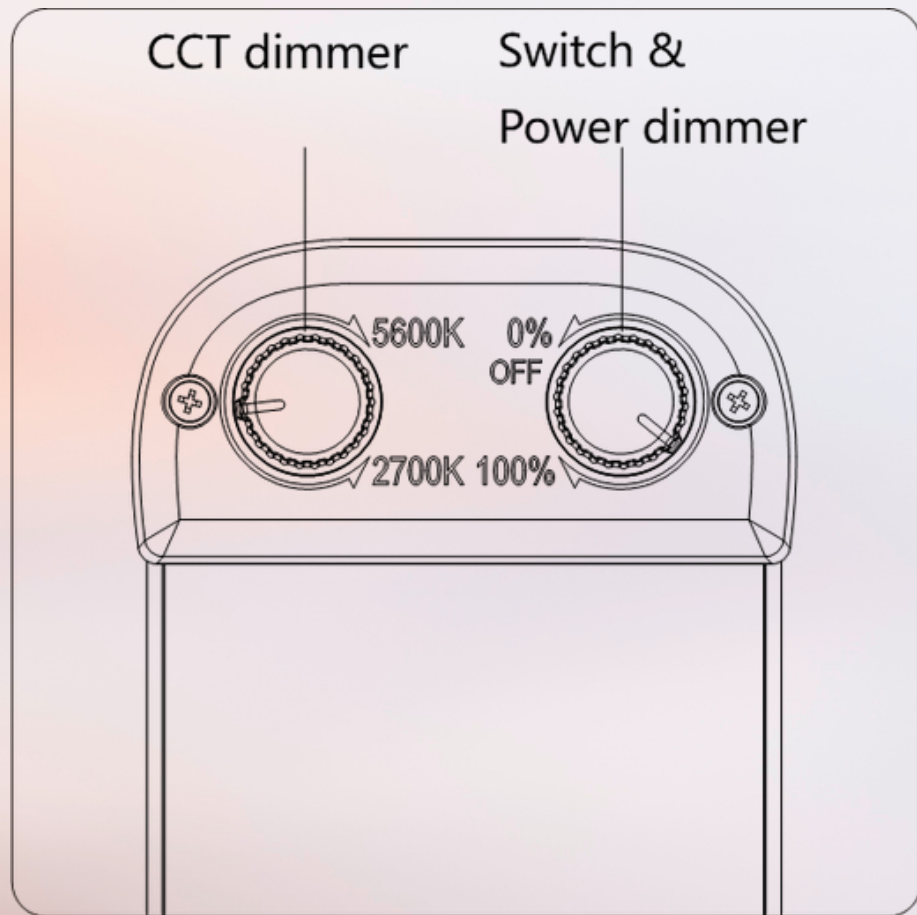
ADJUSTMENT INSTRUCTION

POWER ADJUSTMENT

PRESS THE SWITCH KNOB TO TURN ON THE POWER SWITCH. THE POWER CAN BE ADJUSTED STEP BY STEP FROM 1% TO 100%, INCREASING CLOCKWISE AND DECREASING STEP BY STEP IN THE COUNTERCLOCKWISE DIRECTION. EACH TOGGLE BUTTON CHANGES BY 1%.

CCT ADJUSTMENT

THE COLOR TEMPERATURE CAN BE ADJUSTED FROM 2700K TO 5600K, GRADUALLY INCREASING IN THE CLOCKWISE DIRECTION, DECREASING IN THE COUNTERCLOCKWISE DIRECTION, AND CHANGING THE TOGGLE BUTTON BY 100K.



Packing list

NO.	Name	Quantity
1	Moon Light	1pc
2	Adapter	1pc
3	AC charger power line	1pc
4	Manual	1pc
5	Stand	1pc
6	Base	1pc
7	Cellphone holder	1pc
8	Tool kit (socket wrench 1pc, Hexagon socket head cap screws 3pcs)	1set



Notes



1	Please set the lamp and base on same direction for safe use.
2	Please do not hang any heavy items on the lamp when it works.
3	Please do not place the light in a high temperature and humidity.
4	Please do not touch the light by hand. Do not immerse the product in water or expose it to rain.



After sales service

- 1) Do not disassemble or repair this product by yourself.
- 2) Touch the product's internal part could result in injury. In the event of malfunction, please turn off the power, unplug the power cord and contact the supplier in time.
- 3) The warranty for the light with the invoice from the date of sale is one year.
- 4) Glossy Glow defect must be returned in original shipment packaging, Glossy Hub PTY LTD will not accept glossy glow via courier under any other circumstances. Drop off is available if the original box has been discarded.

*The technical are subject to change, the final interpretation of the right to belong to the company

